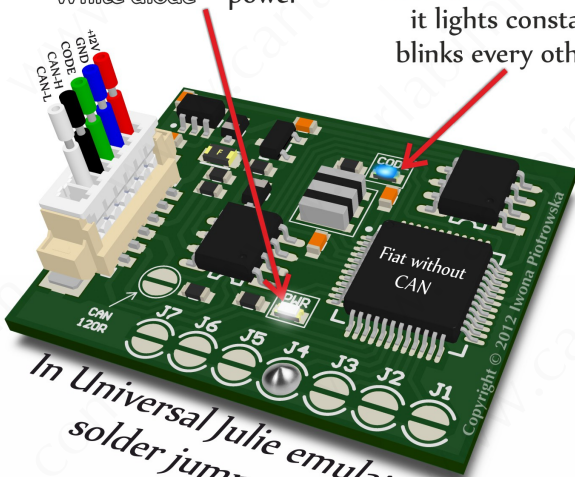




FIAT IMMO EMULATOR

White diode – power

Blue diode – after adjusting it lights constantly and blinks every other second



*In Universal Julie emulator solder jumper **J4***

USE:

**Fiat, Citroen, Peugeot diesel
2-socket ECU**

**Alfa, Lancia, Fiat,
1.9 Jtd 2.4 Jtd 5-socket ECU**

IAW49F

Fiat Bravo 1.6 16V

IAW 4AF

Fiat Seicento, Panda 1.1 8V


**Lancia Kappa 2.0i 16V Turbo
0 261 203 792**

**Lancia Kappa 2.0i 20V
0 261 203 670**

**Lancia Kappa 2.4i 16V
0 261 203 669**

**Lancia Kappa 3.0i 24V
0 261 203 482**

Fiat, Citroen, Peugeot diesel 2-socket ECU




**5P08C3 memory
in line 180 write
00 values**

After modifying 5P08C3 memory in line 180 into 00 values, connect emulator in place of the original immobiliser

OFFSET	00	01	02	03	04	05	06	07	08	09	0A	0B	0C	0D	0E	0F	
00000000	5E	03	03	FF	00	18	17	34	39	32	2E	32	30	FF	FF	2E	[.....] 492 20
00000010	18	17	34	38	32	2E	32	30	FF	FF	FF	FF	FF	FF	FF	FF	492 20
00000020	FF	FF	FF	FF	FF	FF	FF	FF	FF	FF	FF	FF	FF	FF	FF	FF	
00000030	FF	FF	FF	FF	FF	FF	FF	00	01	CC	FF	AA	30	30	30	30	P N 90000
00000040	30	30	30	30	30	30	30	30	01	02	FF	FF	FF	FF	FF	FF	40 0 0 1
00000050	FF	FF	FF	03	23	44	01	01	00	01	40	01	00	69	00	01	40 0 0 1
00000060	00	7B	AA	00	85	00	01	00	7B	AA	40	45	04	00	01		40 0 0 1
00000070	40	01	00	FF	00	01	00	7B	AA	00	FF	00	01	00	7B	AA	40 0 0 1
00000080	FF	FF	FF	FF	FF	FF	FF	FF	FF	FF	FF	FF	FF	FF	FF	FF	0 0 0 0 0 0 0 0
00000090	FF	FF	FF	FF	FF	FF	FF	FF	FF	FF	FF	FF	FF	FF	FF	FF	
000000A0	FF	FF	FF	FF	FF	FF	FF	FF	FF	FF	FF	FF	FF	FF	FF	FF	
000000B0	FF	FF	FF	FF	FF	FF	FF	FF	FF	FF	FF	FF	FF	FF	FF	FF	
000000C0	FF	FF	FF	FF	FF	FF	FF	FF	FF	FF	FF	FF	FF	FF	FF	FF	
000000D0	FF	FF	FF	FF	FF	FF	FF	FF	FF	FF	FF	FF	FF	FF	FF	FF	
000000E0	FF	FF	FF	FF	FF	FF	FF	FF	FF	FF	FF	FF	FF	FF	FF	FF	
000000F0	FF	FF	FF	FF	FF	FF	FF	FF	FF	FF	FF	FF	FF	FF	FF	FF	
00000100	FF	FF	FF	FF	FF	FF	FF	FF	FF	FF	FF	FF	FF	FF	FF	FF	
00000110	FF	FF	FF	FF	FF	FF	FF	FF	FF	FF	FF	FF	FF	FF	FF	FF	
00000120	FF	FF	FF	FF	FF	FF	FF	FF	FF	FF	FF	FF	FF	FF	FF	FF	
00000130	FF	FF	FF	FF	FF	FF	FF	FF	FF	FF	FF	FF	FF	FF	FF	FF	
00000140	40	04	00	FD	00	00	FD	00	FD	00	FD	00	FD	00	FD	00	0 0 0 0 0 0 0 0
00000150	89	00	00	FD	00	00	FD	00	FD	00	FD	00	FD	00	FD	00	0 0 0 0 0 0 0 0
00000160	FF	FF	FF	FF	FF	FF	FF	FF	FF	FF	FF	FF	FF	FF	FF	FF	0 0 0 0 0 0 0 0
00000170	00	00	00	00	00	00	00	00	00	00	00	00	00	00	00	00	0 0 0 0 0 0 0 0
00000180	00	00	00	00	00	00	00	00	00	00	00	00	00	00	00	00	0 0 0 0 0 0 0 0
00000190	00	00	00	00	00	00	00	00	00	00	00	00	00	00	00	00	0 0 0 0 0 0 0 0
000001A0	00	00	00	00	00	00	00	00	00	00	00	00	00	00	00	00	0 0 0 0 0 0 0 0
000001B0	FF	00	00	00	00	00	00	00	00	00	00	00	00	00	00	00	0 281010344
000001C0	00	00	00	00	00	00	00	00	00	00	00	00	00	00	00	00	0 281010344
000001D0	00	00	00	00	00	00	00	00	00	00	00	00	00	00	00	00	0 281010344
000001E0	00	00	00	00	00	00	00	00	00	00	00	00	00	00	00	00	0 281010344
000001F0	00	00	00	00	00	00	00	00	00	00	00	00	00	00	00	00	0 281010344
00000200	00	00	00	FF	00	FF	00	00	00	00	FF	FF	00	00	00	00	0 10373692775
00000210	00	00	00	00	00	00	00	00	00	00	00	00	00	00	00	00	0 10373692775
00000220	00	00	31	30	33	37	33	36	39	32	37	37	AA	00	00	00	0 10373692775
00000230	00	FF	FF	FF	FF	FF	FF	FF	FF	FF	FF	FF	FF	FF	FF	FF	0 10373692775
00000240	FF	FF	FF	FF	FF	FF	FF	FF	FF	FF	FF	FF	FF	FF	FF	FF	0 10373692775
00000250	FF	FF	FF	FF	FF	FF	FF	FF	FF	FF	FF	FF	FF	FF	FF	FF	0 10373692775
00000260	FF	FF	FF	FF	FF	FF	FF	FF	FF	FF	FF	FF	FF	FF	FF	FF	0 10373692775
00000270	FF	FF	FF	FF	FF	FF	FF	FF	FF	FF	FF	FF	FF	FF	FF	FF	0 10373692775
00000280	FF	FF	FF	FF	FF	FF	FF	FF	FF	FF	FF	FF	FF	FF	FF	FF	0 10373692775
00000290	FF	FF	FF	FF	FF	FF	FF	FF	FF	FF	FF	FF	FF	FF	FF	FF	0 10373692775
000002A0	FF	FF	FF	FF	FF	FF	FF	FF	FF	FF	FF	FF	FF	FF	FF	FF	0 10373692775
000002B0	FF	FF	FF	FF	FF	FF	FF	FF	FF	FF	FF	FF	FF	FF	FF	FF	0 10373692775
000002C0	FF	FF	FF	FF	FF	FF	FF	FF	FF	FF	FF	FF	FF	FF	FF	FF	0 10373692775
000002D0	FF	FF	FF	FF	FF	FF	FF	FF	FF	FF	FF	FF	FF	FF	FF	FF	0 10373692775
000002E0	FF	FF	FF	FF	FF	FF	FF	FF	FF	FF	FF	FF	FF	FF	FF	FF	0 10373692775
000002F0	FF	FF	FF	FF	FF	FF	FF	FF	FF	FF	FF	FF	FF	FF	FF	FF	0 10373692775
00000300	FF	FF	FF	FF	FF	FF	FF	FF	FF	FF	FF	FF	FF	FF	FF	FF	0 10373692775


**Write value 00
in the whole
line 180**

Connecting emulator to ECU



GND	pin 1 or 2 or 3
ACC	pin 4 or 5
Code	pin 11 (cut-off)

Alfa, Lancia, Fiat 1.9 Jtd 2.4 Jtd 5-socket ECU




In addresses from 1EA to 1F9, change these values into 00 in 24C02 memory


OFFSET	00	01	02	03	04	05	06	07	08	09	0A	0B	0C	0D	0E	0F
00000000	00	00	00	00	00	00	00	00	00	00	00	01	03	04	EF	
00000010	55	AA	55	AA	55	55	36	22	3E	32	33	36	39	34	2E	
00000020	32	33	05	10	3D	D4	8F	0E	D8	96	7C	0D	14	01	FF	FF
00000030	00	00	00	3F	D3	10	03	13	99	22	23	0D	00	00	00	00
00000040	00	00	00	00	00	00	00	00	00	00	00	00	00	00	00	00
00000050	20	20	20	20	20	20	20	70	00	00	FF	FF	30	32	38	31
00000060	30	30	31	30	17	70	FF	FF	17	08	20	20	00	00	40	
00000070	FF	24	27	FB	40	40	DE	90	24	4D	ED	60	48	DF	4C	09
00000080	13	80	60	90	00	25	04	21	31	51	9C	51	00	3C	32	
00000090	4C	87	4C	DE	9E	37	11	08	08	00	00	37	11	A2	D8	
000000A0	21	45	DE	9E	1B	A2	03	21	45	DE	9F	26	11	08	00	00
000000B0	00	37	01	14	A2	07	1F	46	03	9F	1A	A2	07	1F	45	D8
000000C0	9F	35	11	90	00	00	37	01	23	4C	0B	3C	4E	9F		
000000D0	23	4C	0B	10	3C	DE	9F	0B	01	12	02	00	00	37	01	00
000000E0	5B	48	70	01	0E	9F	00	5E	44	70	01	0E	9F	31	4E	9F
000000F0	06	00	60	40	03	00	39	65	1D	01	DE	40	00	3B	65	1D
00001000	01	DE	40	FF	FF	FF	FF	FF	FF	FF	FF	FF	FF	FF	FF	FF
00001010	FF	FF	FF	FF	FF	FF	FF	FF	FF	FF	FF	FF	FF	FF	FF	FF
00001020	FF	FF	FF	FF	FF	FF	FF	FF	FF	FF	FF	FF	FF	FF	FF	FF
00001030	FF	FF	FF	FF	FF	FF	FF	FF	FF	FF	FF	FF	FF	FF	FF	FF
00001040	FF	FF	FF	FF	FF	09	80	00	00	00	00	00	00	00	00	00
00001050	00	00	00	00	00	00	00	00	00	00	00	00	00	00	00	00
00001060	FF	FF	FF	FF	FF	FF	FF	FF	FF	FF	FF	FF	FF	FF	FF	FF
00001070	FF	FF	FF	FF	FF	FF	FF	FF	FF	FF	FF	FF	FF	FF	FF	FF
00001080	FF	FF	FF	FF	FF	FF	FF	FF	FF	FF	FF	FF	FF	FF	FF	FF
00001090	FF	FF	FF	FF	FF	FF	FF	FF	FF	FF	FF	FF	FF	FF	FF	FF
000010A0	FF	FF	FF	FF	FF	FF	FF	FF	FF	FF	FF	FF	FF	FF	FF	FF
000010B0	FF	FF	FF	FF	FF	FF	FF	FF	FF	FF	FF	FF	FF	FF	FF	FF
000010C0	FF	FF	FF	FF	FF	FF	FF	FF	FF	FF	FF	FF	FF	FF	FF	FF
000010D0	FF	FF	FF	FF	FF	FF	FF	FF	FF	FF	FF	FF	FF	FF	FF	FF
000010E0	00	00	00	00	00	00	00	00	00	00	00	00	00	00	00	00
000010F0	00	00	00	00	00	00	00	00	00	00	00	00	00	00	00	00

Write value 00 in address from 1EA to 1F9

Connecting emulator to ECU




GND pin A. 4, 5, 6
ACC pin B. 13
Code pin C. 13 (cut off)



ATTENTION!

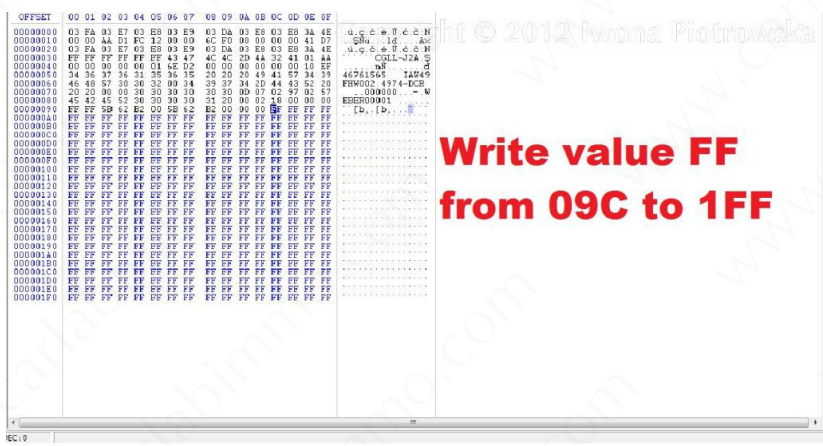
When putting ECU back together, put a piece of cardboard on the wire making sure not to tighten it firmly in this area. Alternatively, break off a piece of clamp holder and drag the cable over to the other side



IAW49F
Fiat Bravo 1.6 16V




Find memory 95040 in ECU
and then program it according to picture below



**Write value FF
from 09C to 1FF**


Connecting emulator to ECU

- GND** pin 27, 28
- ACC** Pin 47
- Code** pin 13 (cut off)



IAW 4AF

Fiat Seicento, Panda 1.1 8V



Connecting emulator to ECU

GND	pin 27 or 28
ACC	pin 47
Code	pin 13 (cut off)

Find memory 95160 in ECU
and then program it according to picture below

```

OFFSET  00 01 02 03 04 05 06 07 08 09 0A 0B 0C 0D 0E 0F
00000000 FF 03 E2 03 DF 03 F4 03 D4 03 A6 03 E9 03 B4 3A B.A.B.O.O.L.C.:
00000010 01 C6 48 00 00 00 00 00 02 60 00 00 00 00 78 CH
00000020 FF 03 E2 03 DF 03 F4 03 D4 03 A6 03 E9 03 B4 3A B.A.B.O.O.L.C.:
00000030 34 41 46 32 30 38 35 4D 50 45 30 36 31 33 47 4A 4AF208:MPED613G5
00000040 00 00 00 00 11 D8 00 00 00 00 00 00 01 00 FF 19 E
00000050 35 31 37 30 32 36 34 37 20 20 20 49 41 57 34 41 53782647 1AW4A
00000060 46 48 57 34 30 37 00 32 30 42 38 57 48 48 20 20 FHW407 20B0VH
00000070 20 20 00 00 34 41 46 53 32 20 0D 07 C1 83 AD 20 44PS2  A -
00000080 20 20 20 20 20 20 20 20 20 20 06 00 00 00 49 4D
00000090 FF FF FF FF FF FF FF FF FF FF FF FF FF FF FF FF
000000A0 FF FF FF FF FF FF FF FF FF FF FF FF FF FF FF FF
000000B0 00 00 00 00 00 00 00 01 00 00 00 00 01 01 00
000000C0 00 00 00 00 01 01 01 01 00 00 00 00 00 00 00 00
000000D0 00 00 00 00 00 00 00 00 00 00 00 00 00 00 00 00
000000E0 00 00 00 00 00 00 00 40 9C 40 9C 40 9C 40 9C
000000F0 40 9C 40 9C 40 9C 40 9C 40 9C 40 9C 40 9C
00000100 40 9C 40 9C 40 9C 40 9C 40 9C 40 9C 40 9C 40 9C
00000110 40 9C 40 9C 40 9C 40 9C 40 9C 40 9C 40 9C 40 9C
00000120 40 9C 40 9C 40 9C 40 9C 40 9C 40 9C 40 9C 40 9C
00000130 40 9C 40 9C 40 9C 40 9C 40 9C 40 9C 40 9C 40 9C
00000140 40 9C 40 9C 40 9C 40 9C 40 9C 40 9C 40 9C 40 9C
00000150 40 9C 40 9C 40 9C 40 9C 40 9C 40 9C 40 9C 40 9C
00000160 40 9C 40 9C 40 9C 40 9C 40 9C 40 9C 40 9C 40 9C
00000170 40 9C 40 9C 40 9C 40 9C 86 9C 86 9C 20 9C 89 9C
00000180 C6 94 34 99 FF 98 47 98 94 9C 65 9C 82 98 96 94
00000190 73 98 08 96 E2 94 95 93 8D 99 01 99 C7 87 77 85 S A T C V
000001A0 89 94 C1 92 82 97 C1 92 A9 94 E8 92 C2 93 D0 93 M A 0 1 A T
000001B0 20 94 28 99 32 94 C8 93 E8 9C E8 99 E8 92 E8 92
000001C0 50 94 69 96 0D 92 5D 94 A9 94 E8 92 59 94 D3 95 F A 1 0 1 3 0
000001D0 A6 99 17 98 C8 97 4B 95 40 9C 40 9C 40 9C 40 9C * Set C C R
000001E0 49 9C 09 98 8C 94 8C 94 A1 81 00 00 00 00 00 00 Is 5658
000001F0 00 00 00 00 00 00 00 00 00 00 00 00 00 00 00
00000200 00 00 00 00 00 00 00 00 00 00 00 00 00 00 00
00000210 00 00 00 00 00 00 00 00 00 00 00 00 00 00 00
00000220 00 00 00 00 00 00 00 00 00 00 00 00 00 00 00
00000230 00 00 00 00 00 00 00 00 00 00 00 00 00 00 00
00000240 00 00 00 00 00 00 00 00 00 00 00 00 00 00 00
    
```

For coding :
from 090 to 0AF write FF .

Lancia Kappa 2.0i 16V Turbo 0 261 203 792



Connecting emulator to ECU

- GND** pin 14, 24, 19
- ACC** pin 37 or 27
- Code** pin 55


Connect immo line to pin 55.
Disconnect immo. Connect A6 and
A5 together.

To have diagnosis, the immo line
must be made in the reset button.



This device self-learns ECU code

Lancia Kappa 2.0i 20V
0 261 203 670



Connecting emulator to ECU

GND	pin 2, 14, 19, 24
ACC	pin 27 or 37
Code	pin 55

To have diagnosis, the immo line must be made in the reset button.

Connect A6 and A5 together.

This device self-learns ECU code

Lancia Kappa 2.4i 16V 0 261 203 669



Connecting emulator to ECU

GND	pin 19
ACC	pin 27
Code	pin 55

This device self-learns ECU code
 Connect immo line to pin 55. Disconnect immo. Connect A6 and A5 together.
 To have diagnosis, the immo line must be made in the reset button

Lancia Kappa 3.0i 24V 0 261 203 482



Connecting emulator to ECU

GND	pin 55
ACC	pin 56
Code	pin 88

Warning!!!

We state, that we are the only authentic authors of this manual. We possess copyright to this publication. All rights reserved. Unauthorized copying, hiring, lending, public performance will be punished!!! Any trials of unauthorized copying, hiring, quoting prohibited!!! Both service and advertisement constitute copyright and they are the subject to the protection in accordance with the Act from 4th Feb. 1994 on Copyright and Related Laws (Statute Book no. 24 position 93) and protection on the basis of the Act from 8th June 1993 on combating an unfair competition (Statute Book no. 47 position 211).

www.carlabimmo.com

Last updated 05.09.2014